

Lifestyle Audits

School Rating



Steps to Manually Calculating School Ratings



Enter the audit scores from each technical audit onto the chart below.

Energy Scores		
Energy Audit	Number of Points Available	Your Score
1. Heating, Ventilation and Air Conditioning	17	
2. Draft-Proofing	6	
3. Domestic Hot Water System	9	
4. Lighting	11	
5. Transportation and Winter Parking	9	
6. Office Equipment and Appliances	5	
Total	57	



Water Scores		
Water Audit	Number of Points Available	Score
1. Sinks	5	
2. Restrooms	9	
3. Outside water use	3	
Total	17	

Waste Scores		
Waste Audit	Number of Points Available	Score
1. Recycling programs	24	
2. Hazardous waste	8	
Total	32	

Next Step? Record your total energy, water and waste scores. See step two below.



Enter the total scores from each section of the technical audits.

TOTAL SCORES	Energy (out of 57)	Water (out of 17)	Waste (out of 32)
Year One			
Year Two			
Year Three			



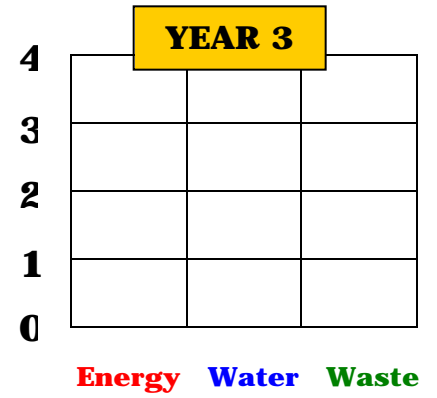
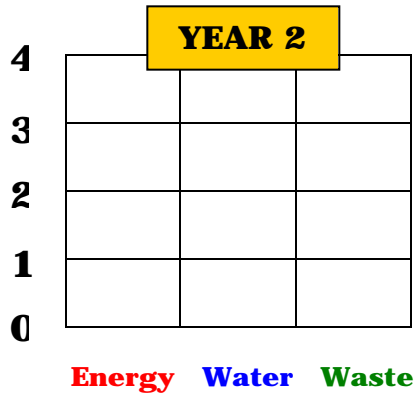
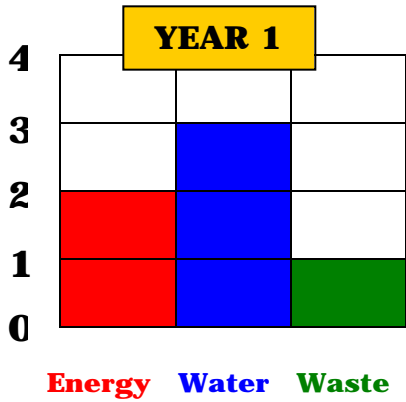
Using this chart, transform each of the scores above into a rating between zero and four and record the rating in the chart at the bottom of the page.

Energy		Water		Waste	
Score	Rating	Score	Rating	Score	Rating
0 to 14	between 0 & 1	0 to 3	between 0 & 1	0 to 7	between 0 & 1
15 to 29	between 1 & 2	4 to 8	between 1 & 2	8 to 15	between 1 & 2
30 to 44	between 2 & 3	9 to 13	between 2 & 3	16 to 23	between 2 & 3
45 to 57	between 3 & 4	14 to 17	between 3 & 4	24 to 32	between 3 & 4

RATING	Energy	Water	Waste
Year One			
Year Two			
Year Three			



Using a different color felt pen, or crayon, for each column, color in your School Rating onto the progress display sheet on the next page. For example, if your for water was 14 in year 1, which was calculated to a rating of 3, you would color the column from zero up to three as show in the example below.



Tip: At the end of each year, laminate your colored progress display sheets and post these somewhere in the school for all to witness graphically your school's progress over the three years.

*Technical Audit Results
Progress Display Sheet for {schoolname}*

	YEAR 1		
4			
3			
2			
1			
0			
	Energy	Water	Waste

*Technical Audit Results
Progress Display Sheet for {schoolname}*

	YEAR 2		
4			
3			
2			
1			
0			
	Energy	Water	Waste

*Technical Audit Results
Progress Display Sheet for {schoolname}*

	YEAR 3		
4			
3			
2			
1			
0			
	Energy	Water	Waste